


# AtHoc MOBILE APP



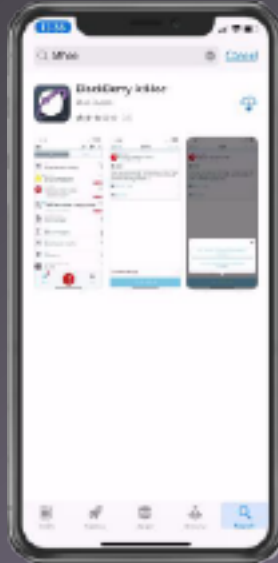
Download the  
MOBILE APP today!

AtHoc, an Emergency Notification System, will be used to rapidly and effectively alert personnel of critical information such as command messages, emergency situations, and/or incidents that impact one's duty location or accountability.

Receive Real-Time Alerts on the Go! | Update Contact Info! | Stay in Touch, Stay Safe!

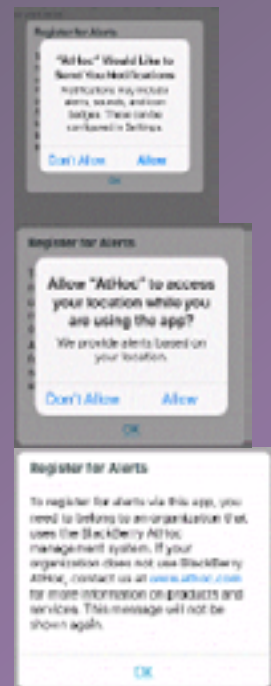
# Mobile App Instructions

1. Using the **App Store** or **Google Play**, query "**AtHoc**" in the search bar and select the Install/Download option.



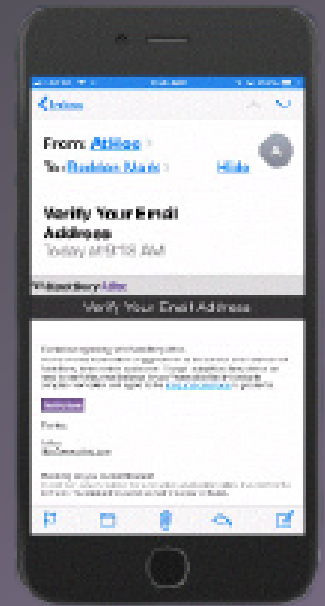
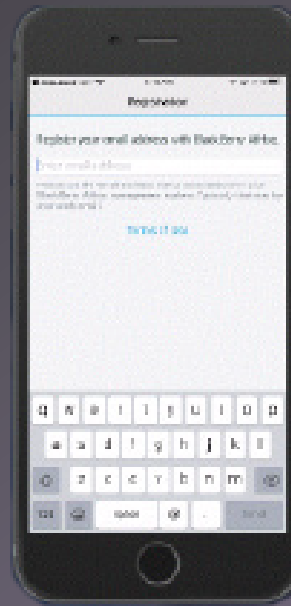
2. Once the app is installed and opened, you will then receive a series of questions which will determine how your new AtHoc App will perform.

- a. Select **ALLOW** in order to receive notifications.
- b. Select **ALLOW** so that AtHoc can access your location while using the app.
- c. Select **OK** to register for alerts.

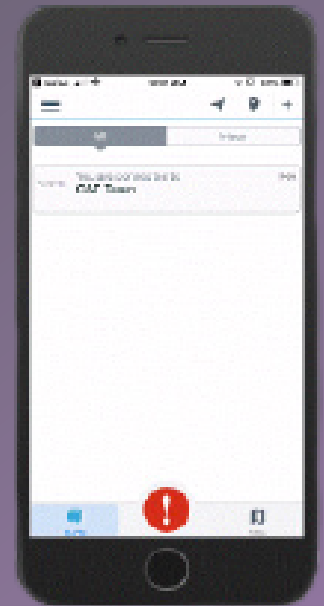
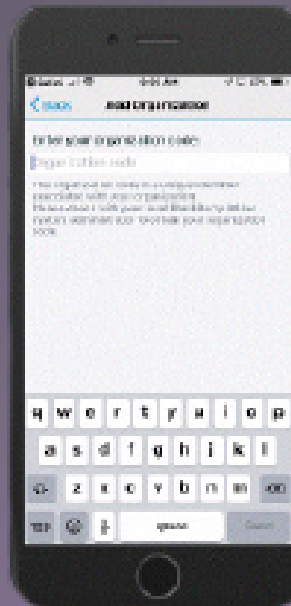


# Mobile App Instructions

3. Enter your agency-issued NIPR email into the registration email.
4. Proceed to your email account and open the AtHoc email.
5. Verify your email address by selecting the **VERIFY NOW** button.



6. Go back to the AtHoc App and wait for the screen to change from "Register your email..." to "Enter Organization Code."
7. Enter the Organization Code for your system.



**ORG CODE: DIA**

8. Congratulations! You will now receive real-time notifications on your personal device via the AtHoc Mobile App.