



# INTELLIGENCE INFORMATION REPORT

Individual Items Of This Report Are  
UNCLASSIFIED Unless Otherwise Indicated

This Is An Information Report, Not Finally Evaluated Intelligence

COUNTRY: JAPAN

REPORT NO:

(b)(3):10 USC 424

TITLE: EFFECT OF TARGET ON PERCEPTION IN EXTRA-RETINAL VIEWING OR  
CLAIRVOYANCE (PART 1, COLOR AND BRIGHTNESS)

DATE OF INFO: 811000  
(YY MM DD)

REPORT DATE: 850326  
(YY MM DD)

ORIGINATOR: TRANSLATION SERVICES, REFERENCE LIBRARY BRANCH, WASHINGTON, D.C. 20301-6111

REQ REFERENCES:

SOURCE: PSI RESEARCH JOURNAL OF JA

SUMMARY:

(b)(3):10 USC 424

5  
4  
3  
2  
1

000136

(b)(3):10 USC  
424

DIA

APR - 2 1985

RECEIVED

DECLASSIFICATION  
DATA

*low*

**INTELLIGENCE INFORMATION REPORT  
SUPPLEMENTAL DATA**

Individual Items of This Report Are  
**UNCLASSIFIED Unless Otherwise Indicated**

**REPORT NO:** (b)(3):10 USC  
424

**PROJECT NO:**

**COLL MGMT CODES:**

**SPECIAL INSTRUCTIONS:** DIRC  Y  N

**PREPARED BY:**  
(name, rank/grade, position)

(b)(6)

**APPROVED BY:** (name)

**REQUEST EVALUATION:**  Y  N  
Request Evaluation Releasable To:

1 ENCLOSURE(S):

(b)(3):10 USC 424

dtd 13 MAR 85, 14 pgs, 1 encl

**SUBJECT/LOCATION CODES  
(For DIA Use Only)**

(b)(3):10 USC 424

**DISTRIBUTION BY ORIGINATOR:**  
DIA (Original)

(b)(3):10 USC 424

5  
4  
3  
2  
1



**DEFENSE INTELLIGENCE AGENCY**  
WASHINGTON, D. C. 20301



**TRANSLATION**

(b)(3):10 USC 424

<b>REQUESTER</b> (b)(3):10 USC 424	<b>TRANSLATOR'S INITIALS</b> Q	<b>TRANSLATION NUMBER</b> [ ]	<b>DATE COMPLETED</b> 13 Apr 85	<b>ENCLIS) TO IR NO.</b>
<b>LANGUAGE</b> Japanese	<b>GEOGRAPHIC AREA (if different from place of publication)</b>			
<b>ENGLISH TITLE OF TRANSLATION</b> Effect of Target on Perception in Extra-Retinal Viewing or Clairvoyance (Part 1, Color and Brightness)			<b>PAGE NOS. TRANSLATED FROM ORIG DOC.</b> Full Translation	
<b>FOREIGN TITLE OF TRANSLATION</b>				
<b>AUTHOR(S)</b> Sasaki, et.al.		<b>FOREIGN TITLE OF DOCUMENT (Complete only if different from title of translation)</b> PSI Research Journal of JA		
<b>PUBLISHER</b>		<b>DATE AND PLACE OF PUBLICATION</b> Japan, Vol. 6, No. 1, October 1981		
<b>COMMENTS</b>				
<b>TRANSLATION</b>				
(b)(3):10 USC 424				

Effect of Target on Perception in Extra-Retinal Viewing or  
Clairvoyance (Part 1, Color and Brightness)

Sasaki Shigemi\*  
Haga Hideo\*\*  
Hayase Yuichi\*\*  
Numata Akira\*\*  
Ogawa Yuji\*\*

Subject, Mr. H. Yamashita, being bandaged up his eyes by cotton towel, being seated in a chair during test. He faced a target on the table and told us about what it was. (1) Under fluorescent lamps light with about 350 lux as room light, the face patterns of ESP card, square, round, cross, star and waves, were faultlessly distinguished. (2) The region, where the target was seen, was a triangular prism; its basal plane faced subject's bandaged face and side planes were opposite. (3) A rectangular screen appeared in the region, and the color and/or the shape of target which existed only on the screen, that is to say, he looked like seeing a movie or watching a television. (4) The illumination on the target had an effect on the time lag for perception. Under the lower illumination, his clairvoyant ability was suppressed and needed more time for perception, i.e., the relativity between illumination and time lag were  $0.2/15 \cdots \cdots 350/1$  (lux/sec). And the threshold of perception was approximately 0.1 lux. (5) The color of target had an effect on the time lag. Black and white were the fastest perceived color, and brown was the latest one. (6) The color of the base where the target put on had an effect on the time lag. Orange and green promoted his clairvoyant ability, but white prolonged.

1. Introduction

As a paranormal phenomenon, clairvoyance has existed throughout the world since antiquity<sup>1</sup>; however, it appears that it has not subjected to scientific (rigorous) inquiry. One reason for this could be that up to present there were no persons having paranormal abilities who were capable of enduring such rigorous experimentation. Recently in this field research has been conducted in the US and Soviet Union concerning skin perception<sup>2</sup>, at the Stanford Research Institute (SRI) in the US concerning clairvoyance and remote viewing, and in China concerning clairvoyance<sup>4</sup>. Of these the research conducted in China appears to have roughly the same content as the experiments dealt with in these reports, however since at present further information is lacking, a comparison of these studies would be difficult.

In Japan clairvoyance and nen-graphy experiments have been conducted since the end of the Meiji period by Fukurai and others<sup>5</sup>, however for various reasons such research went into decline. However, recently, there has been a revival of various reasons such research went into decline. However, recently, there has been a revival of various experiments concerning ESP centering around telepathy

\* PSI Research Committee, the University of Electro-Communication, Chofu, Tokyo

\*\* Member of the PSI-Energy Research Committee, the PS Institute of Japan.

by Uchida, Shimura, Imura, and others; and appears this trend will continue. Very recently Yamashita Hirohito, who has extraordinary paranormal abilities had been discovered, and trained by Haga, Hayase and others, and through these our own clairvoyance experiments were advanced. In this report we will examine the relationship between clairvoyance (extra-retinal perception), and the factors of brightness and color.

## 2. Experimental Method

Participating in these experiments as the test subject was Yamashita Hirohito (17, high school senior), of Suginami-ky, Kamiogi 4-21-11-903. The experiments were conducted in three meetings in the eight month period from September, 1980 to May, 1981. The experiments dealt with in this report were conducted on the fourth floor of building P in the mechanical engineering department at Denki-Tsushin University (including the dark room) and the Kichijoji Mental Health [center]. They were conducted with 4-12 experimenters present. The dark room was lighted with a ceiling mounted standard 100V, 60W incandescent bulb and the other rooms were lighted with ceiling mounted standard fluorescent lights. The brightness of the light used to illuminate the target and the wave length (color temperature °K) are presented in the experimental results diagrams presented below. Time was kept with a standard stop watch calibrated at 0.2 second intervals.

### 2.1. The Blindfold

The clairvoyance experiments were conducted with the test subject being blindfolded. The items used to make the blindfold were normal domestic use items. A relatively thick towel was folded over twice and this along with an approximately 1 cm thick intervening layer of absorbant cotton was wrapped around Yamashita's head, covering his eyes, and taped at the edges using tape. With the blindfold in place the test subject could not see. While in this blindfolded state various targets were presented to the test subject and he was asked to perceive these through clairvoyance.

### 2.2 Targets

Primarily, two types of targets were used in these experiments. These were color cards (70 colors) and ESP cards. The ESP cards consisted of a set of twenty five cards (and is well known) which were white with star, moon, square, cross and wave images imprinted in black. Each card was 89x58mm. The sets are sold commercially and are in general use in ESP testing. Since each industry has its own standards, to simplify the process and to provide a standard point of comparison, the color cards used were color sample cards based on Japan Industrial Standards (JIS). Those used in these studies were 70 standard color cards (one set of 70 cards) printed by the Pigment Composition [?] Research Center which established hue, coloring, and intensity and each card was 89x38mm.

### 3. Experiment Results and Considerations

According to the results obtained in these experiments, a 100% accuracy rate was observed when clairvoyance experiments were conducted using the color boards and ESP card patterns in a room lighted with colorless [?] light.

#### 3.1 Range of Clairvoyance Perception

The test was conducted in a experiment room which was lighted by ceiling mounted fluorescent light. The test subject sat in the experiment room while blindfolded and with his head in a stationary position. The experiments would hold a white card (14x16mm) upon which a large black character had been written and using this as the target, would move it to the right and left, up and down, forward and backward, while the test subject answered questions concerning the range of clairvoyant perception. Through this method the potential range of clairvoyancy and its characteristics were recorded. The results are shown in figure 1.

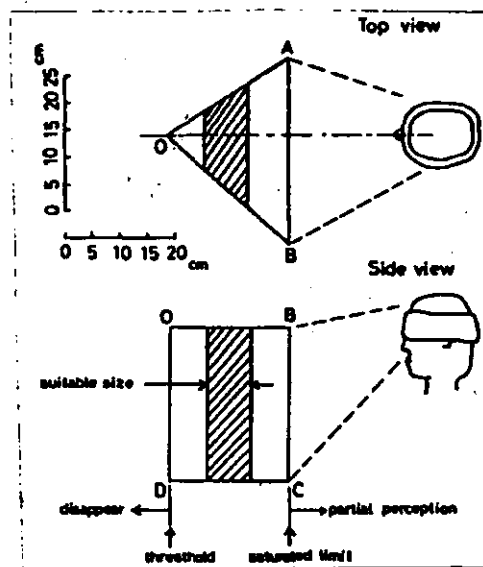


Fig. 1 The region where target to be perceptible, it was seen through by subject.

To summarize these results in relation to figure 1:

- (1) A screen would appear in front of the blindfolded face and on this screen the object (target) perceived through clairvoyance would appear.
- (2) The farther away the target was moved from the face, the smaller it would become, until it appeared as a dot and disappeared. On the otherhand the closer it was brought towards the face the larger it would become, however at a certain distance (shown as AB in the diagram), the target would expand over the edge of the screen and the total form would be lost.

- (3) When the target was moved to the left and right, clairvoyance was only possible within the AB region, and its size would remain constant.
- (4) There exists a region and distance in which the target can be perceived in a suitable size. (Refer to the diagram).

From the above:

- (5) The potential range of clairvoyance exists within the area of triangle OAB. The up down (depth) variation can be seen in the side view diagram shown in figure 1.
- (6) The potential range of clairvoyant perception in an up-down direction is expressed as the rectangle OBCD. From the above it can be seen that the range of perception has a pyramidal shape.

### 3.2 The Perception of Images during Clairvoyance

The experiments were repeated and Yamashita was asked questions while the experiments were conducted the answers are given below in items 1-9.

- (1) There is a screen, even when the room is dark. The screen appears out of this darkness.
- (2) The target appears clearly on the screen even when the room is dark, when the room was bright the target image contrast was strong, independent of the background.
- (3) When the test subject moved his head, the screen also moved slowly.
- (4) When the head was moved so that the target would appear in the center of the screen, clairvoyance perception was facilitated. However, the object could be perceived even if the test subject kept his head motionless.
- (5) On the target was perceived. This appears to resemble the process of focussing on an object when taking a photograph with a camera.
- (6) [illegible]
- (7) When clairvoyance was attempted (perception attempted), the consciousness of the test subject focused on the target and then the target was perceived.
- (8) When the blindfold (towel) was removed, as if forgetting a dream, the test subject would not remember the events that occurred during clairvoyance.
- (9) When the test subject was not in the best of spirits, when he was tired, or heard criticism, it became hard to concentrate and perceive object clairvoyantly. Nonetheless results could be obtained.

- (10) Under normal lighting conditions, the test subject (Yamashita) was able to identify almost all the color boards and ESP cards while blindfolded.

### 3.3 The Relationship between Room Brightness and Clairvoyance.

Natural light conditions run a broad range from moonlit nights of  $10^{-3}$  lux to direct sunlight values of  $10^5$  lux, however eyes are said to be able to respond appropriately to such variations.<sup>7</sup> In order to understand the relationship between brightness and clairvoyance, as a first step, the relationship between the time required to perceive the target and brightness was examined.

The test subject sat in the dark room while blindfolded and was asked to perceive, through clairvoyance, the ESP cards arranged on a table. Note that the table was a yellow orange color. The time required to perceive the patterns on the ESP (cards) placed on the table under an incandenscent bulb are shown in figure 2.

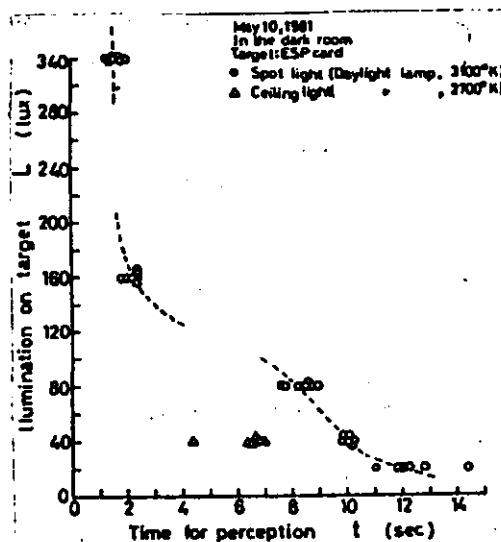


Fig. 2 Relation between time for perception and illumination on the target.

Its can be seen in the diagram:

- (1) The brighter the illumination, the response time tended to be shorter. Specifically, at 0.2 - 350 lux it would take from 15 to 1 second.
- (2) As the illumination was decreased, it became harder to perceive objects through clairvoyance. The threshold value in this case was 0.1 lux. However, when compared with normal vision, it appears that what is in the visible range of normal eyesight, can be perceived through clairvoyancy. However, in the case of (1) and (2), when the cards were illuminated in a spot light manner using only a 100V, 150W incandenscent light (area 16x15 cm), no light shown on the test subject or experimenters' bodies. Next, the clairvoyant experiments were conducted under ceiling mounted lights. As can be seen in the diagram.



- (3) In this case the test subject and experimenters' bodies were illuminated by the light and there was a tendency for the test subject to perceive the target more quickly. Note, that the room lights in this case, (3), was 100V 60W bulb illumination with a wave length of 2700° K.

### 3.4 Response Time Probability Distribution

In order to prepare for future studies concerning the relationship between PSI-energy characteristics and clairvoyance, the results were recalculated to determine the propability distribution of the clairvoyance reaction time. Examples of these appear in figures 3 and 4. The time  $t$ , required for perception is shown on the horizontal axis in figure 3 and the appearance frequency is shown on the vertical axis. (A) and (b) in the diagram show the results in the case in which clairvoyance was conducted under white light flooding (spotlight) conditions. (C) shows the results in the case of color recognition under ceiling mounted fluourescent lighting conditions (320 lux, 5600° k). Note that N shown in the graphs designates the number of tests conducted. Figure 4 shows the histograms in figure 3 replotted on probability paper in order to show the respective distribution states. In the diagrams, since (a), (b), and (c) experimental points are arranged in a roughly linear fashion, it can be said that "the probability distribution of the reaction time at the time of clairvoyance shows the normal distribution." From figure 4, it can be seen that the value of the fluctuation coefficient, where  $\sigma/\mu = (\text{standard deviation}/\text{value})$ , is  $\sigma/\mu = 0.12 - 0.27$ .

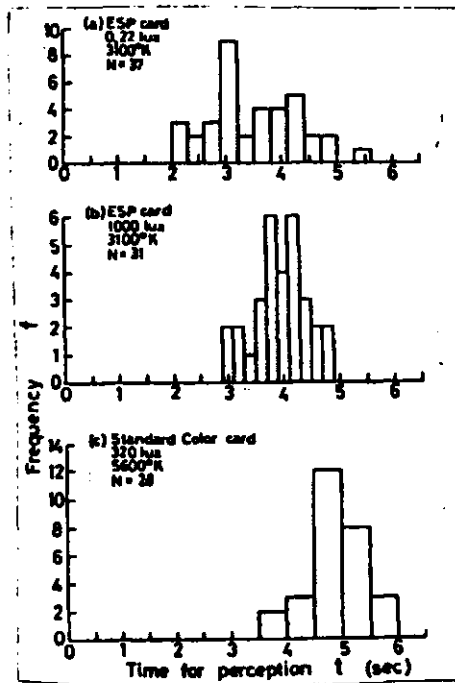


Fig. 3 Frequency histograms of time for perception.

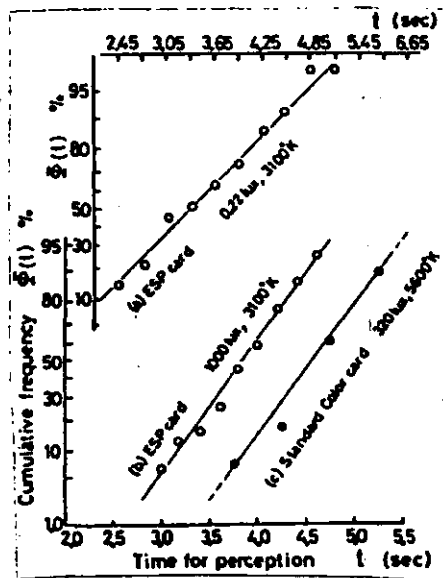


Fig. 4 Distributions of time for perception by means of probability paper.

### 3.5 Differences in the Color of Targets

Figure 5 shows the results obtained when the influence of the color of the color boards on the clairvoyance reaction time was investigated. The surface of the table was illuminated by the ceiling mounted fluorescent lights (320 lux, 5600° k). In the diagram, the time required from the time the color card was placed in the illuminated area to the time of perception,  $t$ , is shown on the horizontal axis and the appearance frequency,  $f$ , is shown on the vertical axis. When the case of the ESP cards shown in figure 3 (black patterns on a white background) and the case of the color cards in figure 4 (color boards) there are clear differences. The former is combined in one group, however the later is divided into three groups according to color. In otherwords:

- (1) During clairvoyant perception, the time required to perceive each color differed according to the color.
- (2) The colors most readily perceived were white, black and grey.
- (3) The hardest color to perceive (longest perception time) was brown.
- (4) Within the mid-range were: yellow, blue, pink, red, green, sky blue, purple and yellowish green.

In otherwords:

- (5) These could be divided into three groups. And each individual group, (a), (b), and (c) were observed to have roughly normal distributed perception time periods.
- (6) There were easily perceived colors (white and black) and hard to perceive color (brown), however it can be seen that these were not primary or secondary colors.

### 3.6 Difference Resulting from the Color of the Table

In the same manner as above, the relationship between the color of the table top on which the ESP cards (targets) were placed was investigated. Examples of the results obtained are shown in figures 6 and 7. In the case of figure 6, the color of the table top was uniform and in figure 7 are shown the results when the color of the table top was divided into two colors, a spotlight was shown on the division and ESP cards were placed on the individual colors.

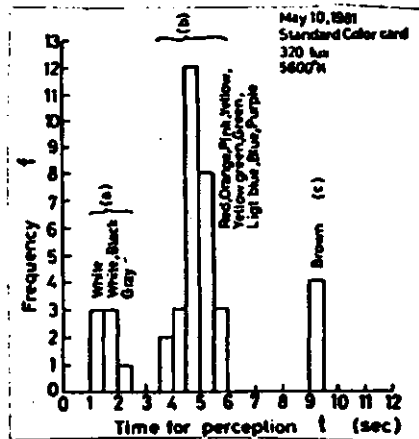


Fig. 5 Frequency histogram of time for perception (A). This represents the distinction of clairvoyance caused by color of target.

- (1) Depending on the color of the table top which served as background for the target, the reaction time clearly varied. Reaction time was quickest when the background was orange and green, and slowest when it was white. In the interim were pale yellow orange and black [refer to figure 6 (a)-(e)].
- (2) Tests were conducted with the color of the background divided horizontally and vertically, however no significant difference was observed. This suggests that only a narrow segment of the area surrounding the target is perceived (clairvoyantly). [Refer to figure 7 (a) and (b)]. Note that the condition in experiments (1) and (2) above were the same as in Figure 2. In otherwords, the experiments were conducted with an incandescent bulb to spotling an area (16x15 mm) with light (1000 lux, 3100°k).

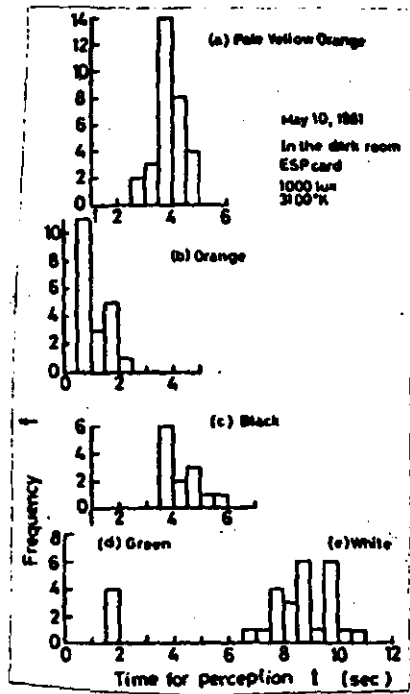


Fig. 6 Frequency histograms of time for perception (B).

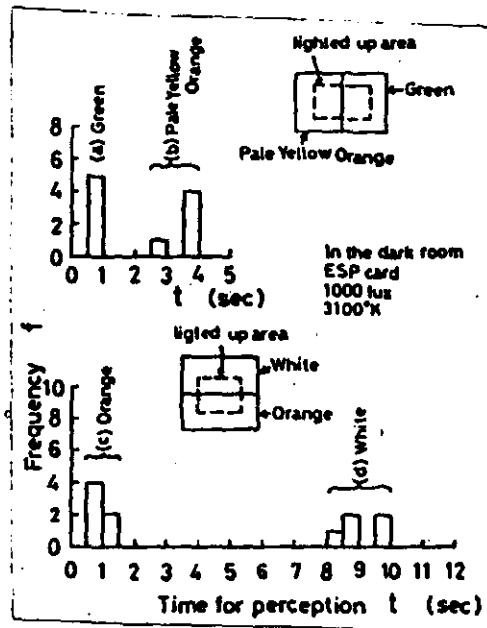


Fig. 7 Frequency histograms of time for perception (C).

#### 4. Examination of the Results Obtained.

As stated above, the test subject (Yamashita) was able to almost perfectly identify the color on the color cards and the shapes on the ESP cards in a normal lighted room (non-colored light). Since this was almost perfect (100%) and moreover since the time span was short, perhaps the phenomenon should be called something other than simple clairvoyance. In this report we have referred to this as clairvoyance or extra-retinal viewing and have examined this from a rather simple perspective.

##### (1) Examination 1

The test subject sat in the dark room while blindfolded. Further a thick wook ski cap was pulled down over his face, which covered his head and the exposed parts of his neck. Further he wore black leather gloves which covered all exposed skin on his arms. While in this state, he was asked to attempt clairvoyant perception with only the area around the target lifted using a spotlight. Next it was conducted with the ceiling mounted lights illuminating the room. Under these conditions, roughly the same results were obtained. Therefore, there results obtained in this report were independent of skin preception.

##### (2) Examination 2

A piece of paper on which a number or character had been written was placed within a thick brown or white envelope. A number of such envelopes were prepared and then mixed so that the experiments and observers would not know what character was in which. The test subject was able to perceive the contents of these envelopes with almost total accuracy. Therefore, it can be assumed that the results obtained in this report were not dependent on telepathy.

##### (3) Examination 3

In the case of experiments concerning psychokinesis or extra-sensory perception (ESP), it has been reported that a decline in results occurs as an experiment progresses. Experiments were conducted in order to examine whether or not a similiar effect would occur in the case of the clairvoyance experiments with Yamashitas and examples of the results are shown in figure 8. In the diagram, the time,  $t$ , necessary for clairvoyant perception is shown on the vertical axis and the order or elapsed time of the tests are shown on the horizontal axis. Looking at the results it can be seen that in the case of the ESP cards in (a), there appears to be a slight decline in the results, however in the case of (b) no such decline is observed. Therefore, it can be concluded in the case of this study, that there was no significant decline in the results overtime. This could be because Yamashita's ESP ability during clairvoyance was so powerful, fast (refer to figure 4) and was close to 100% accurate, that there was no room for a decline in results to appear.



often at 100%. (2) he could distinguish objects in a relatively short time frame. (3) he could only conduct clairvoyance within a special range. (4) his ability was easily effected by the surrounding environment and atmosphere and by brightness and color. A more detailed examination of this is to be presented in a future report.

## 5. Conclusion

Yumashita was asked to conduct clairvoyance experiments while seated and blindfolded. The conclusions are as follows:

- (1) Under non-colored lighting clairvoyance in relation to color cards and the patterns on ESP cards could be conducted with a perception success rate of 100%.
- (2) The potential special range of clairvoyance perception, in the case of this report, was in a triangular shaped area in front of the test subject. Within this region, first a screen would appear in front of the test subject and then the form of the target would take shape on the screen which was then perceived through clairvoyance.
- (3) When the area around the target was dark it was difficult to perceive the target through clairvoyant means. The threshold value in this case was about 0.1 lux. Further the brighter area around the target, the quicker the target would be perceived clairvoyantly. For example from 0.2-350 lux the perception required ranged from 15 to 1 second.
- (4) The amount of time required to perceive colors varied according to the color on the color card. Of the thirteen colors used, the colors perceived quickest were white and black and the color perceived the slowest was brown.
- (5) There were variances in the case or difficulty of clairvoyant perception depending on the color of the table top on which the targeted ESP card were placed. The colors which facilitated perception were orange and green, and white tended to hinder perception.

## 6. Appreciation

We would like to thank the test subject (Yamashita) and his parents for their cooperation in these experiments. Further we would like to express our gratitude to [Dr.?] Hashimoto Kihide, director of the Kichijoji Mental Health [Center], for allowing us the use of the facilities during these experiments.

## Bibliography

- (1) See, J.B. Rhine, Extra-sensory Perception (1973), Branden Press; R.G. Stanford, in "Psychic Exploration", E.D. Mitchell Ed., (1974), p. 133; W.M. Josephoff, New Psychic Frontiers (1977), Colin Smyth; C.B. Nash, Science of PSI, ESP and PIC, (1978), Charles C. Thomas; J.B. Rhine, J.G. Pratt (trans. Yuasa), Outline of Paranormal Psychology (1964), Religion and Psychology Research Center; Tanaka [?] Research on New Spiritual Exchange

theories (1971) Kyoei Publishers; Oguma Toranosuke, Study of Spiritual Phenomenon (1974), [?] publishers; G. Alfy [?] (trans. Nakano, Sanami), Para psychology (1975), Chua publishers.

- (2) See, S. Ostrander, L. Schroeder, Psychic Discoveries behind the Iron Curtain (Prentice Hall, 1972), Shashu Minoru trans. (1973); P.W. Gribble, New Horizons, Vol. 2, No. 2 (1976), p. 26; Y. Duplessis, PSI Science, Vol. 1, No. 2 (1976), p.2; V. [?] (trans. Kaneko), The Science of Telepathy, (1978), Monichi Sago publishers.
- (3) See R. Targ, H.E. Puthoff, Nature, Vol. 251, No. 5476 (1974), p. 602; H.E. Puthoff, R. Targ, IEEE, Vol. 64, No. 3 (1976), p. 329, trans. PSI Science, Vol. 3, No. 3 (1979), p. 26; R. Targ, H.E. Puthoff, [?], (1978) Shueisha.
- (4) [Sosenka?] People's Republic of China (1981) p. 100.
- (5) Fukurai Tomokichi, Clairvoyance and Nen-graphy (1912) Hobunkan; Fukurai Tomokichi, The Spiritual and Mystic Worlds (1932), Jinbun Shain.
- (6) See Uchida Hideo, PSI Science, Vol. 1, No. 2 (1976), p. 18; Shimura [?] (Shukan), "Telepathy" published intermittantly since 1969; Extra Sensory Perception Research Association, Extra Sensory Perception (1977) Organism Energy Research Center (Imura [?], director).
- (7) See, Oshima Seiko, Human Engineering, (1970) Corona company; Kaneko [?], The Science of Color (1975), Mitsuzy publisher.
- (8) See, J.B. Rhine, J.G. Pratt, Parapsychology (1957) Charles C. Thomas, Yuasa trans. (1964) Religion and Psychology Research Institute.
- (9) See, B.C. [Motobev?] [trans.?], The World of Paranormal Psychology (1969), [?], Sensory Perception and Engineering (1976), Kyoritsu publishers.